





ARTICLE

Macrosystems Ecology

Ecological homogenization of soil properties in the American residential macrosystem

Christopher D. Ryan^{1,2}  | Peter M. Groffman^{1,2,3} | J. Morgan Grove⁴ | Sharon J. Hall⁵  | James B. Heffernan⁶ | Sarah E. Hobbie⁷ | Dexter H. Locke⁴  | Jennifer L. Morse⁸ | Christopher Neill⁹ | Kristen C. Nelson^{10,11} | Jarlath O'Neil-Dunne¹² | Rinku Roy Chowdhury¹³ | Meredith K. Steele¹⁴ | Tara L. E. Trammell¹⁵ 

¹The Graduate Center, Earth and Environmental Sciences Program, City University of New York, New York, USA

²Environmental Sciences Initiative, CUNY Advanced Science Research Center, New York, USA

³Cary Institute of Ecosystem Studies, Millbrook, New York, USA

⁴USDA Forest Service, Baltimore Field Station, Baltimore, Maryland, USA

⁵School of Life Sciences, Arizona State University, Tempe, Arizona, USA

⁶Nicholas School of Environment, Duke University, Durham, North Carolina, USA

⁷Department of Ecology, Evolution, and Behavior, University of Minnesota Twin Cities, Minneapolis, Minnesota, USA

⁸Department of Environmental Science and Management, Portland State University, Portland, Oregon, USA

⁹Woodwell Climate Research Center, Woods Hole, Massachusetts, USA

¹⁰Department of Forest Resources, University of Minnesota Twin Cities, St. Paul, Minnesota, USA

¹¹Department of Fisheries, Wildlife, and Conservation Biology, University of Minnesota Twin Cities, St. Paul, Minnesota, USA

¹²Spatial Analysis Lab, Rubenstein School of Environment and Natural Resources, University of Vermont, Burlington, Vermont, USA

¹³Graduate School of Geography, Clark University, Worcester, Massachusetts, USA

¹⁴Department of Crop and Soil Environmental Science, Virginia Tech, Blacksburg, Virginia, USA

¹⁵Department of Plant and Soil Sciences, University of Delaware, Newark, Delaware, USA

Correspondence

Christopher D. Ryan

Email: cryan3@gc.cuny.edu

Funding information

Division of Emerging Frontiers, Grant/Award Numbers: 1065737, 1065740, 1065741, 1065772, 1065785, 1065831, 121238320, EF-1065548; NSF Long Term Ecological Research Program, Grant/Award Numbers: BCS-1026865, DBI-0620409, DEB-0423476, DEB-0423704, DEB-0620652, DEB-9714833, OCE-1058747, OCE-1238212

Handling Editor: John Kominoski

Abstract

The conversion of native ecosystems to residential ecosystems dominated by lawns has been a prevailing land-use change in the United States over the past 70 years. Similar development patterns and management of residential ecosystems cause many characteristics of residential ecosystems to be more similar to each other across broad continental gradients than that of former native ecosystems. For instance, similar lawn management by irrigation and fertilizer applications has the potential to influence soil carbon (C) and nitrogen (N) pools and processes. We evaluated the mean and variability of total soil C and N stocks, potential net N mineralization and nitrification, soil nitrite (NO₂⁻)/nitrate (NO₃⁻) and ammonium (NH₄⁺) pools, microbial biomass C

This is an open access article under the terms of the [Creative Commons Attribution](https://creativecommons.org/licenses/by/4.0/) License, which permits use, distribution and reproduction in any medium, provided the original work is properly cited.

© 2022 The Authors. *Ecosphere* published by Wiley Periodicals LLC on behalf of The Ecological Society of America.

and N content, microbial respiration, bulk density, soil pH, and moisture content in residential lawns and native ecosystems in six metropolitan areas across a broad climatic gradient in the United States: Baltimore, MD (BAL); Boston, MA (BOS); Los Angeles, CA (LAX); Miami, FL (MIA); Minneapolis–St. Paul, MN (MSP); and Phoenix, AZ (PHX). We observed evidence of higher N cycling in lawn soils, including significant increases in soil $\text{NO}_2^-/\text{NO}_3^-$, microbial N pools, and potential net nitrification, and significant decreases in NH_4^+ pools. Self-reported yard fertilizer application in the previous year was linked with increased $\text{NO}_2^-/\text{NO}_3^-$ content and decreases in total soil N and C content. Self-reported irrigation in the previous year was associated with decreases in potential net mineralization and potential net nitrification and with increases in bulk density and pH. Residential topsoil had higher total soil C than native topsoil, and microbial biomass C was markedly higher in residential topsoil in the two driest cities (LAX and PHX). Coefficients of variation for most biogeochemical metrics were higher in native soils than in residential soils across all cities, suggesting that residential development homogenizes soil properties and processes at the continental scale.

KEYWORDS

biogeochemistry, carbon, ecological homogenization, fertilization, irrigation, land-use change, native soils, nitrate, nitrogen, residential landscapes, soil chemistry

INTRODUCTION

Urbanization has substantially accelerated land-use change in the United States since the mid-20th century. From 1949 to 2012, the total coverage of urban land in the United States increased from 6 to 28 million ha, predominantly at the expense of agricultural land (Bigelow & Borchers, 2017). This growth of the urban area is fueled by suburban growth, which can be tracked through the increase in coverage of turfgrass lawns. Estimates suggest that there is 163,800 km² of turfgrass coverage within the contiguous United States—an area three times greater than that of any irrigated crop (Milesi et al., 2005).

Urbanization has well-documented effects on biological diversity, but less attention has been paid to effects on soils (Herrmann et al., 2020; Pouyat et al., 2015; Schmidt et al., 2017; Szlavecz et al., 2011) despite potentially large changes to soil biogeochemistry. New housing development often involves the removal and/or replacement of original topsoil (Yan et al., 2019) and has been linked to reductions in the functional diversity of soil nematode populations (Pavao-Zuckerman & Coleman, 2007), as well as fungal abundance and diversity (Abrego et al., 2020). Soil sealing has increased over time as a result of urbanization, resulting in many fertile, high-quality soils being covered by impervious surface (Li et al., 2015). All of these soil-altering processes have a wide-reaching impact,

such that in the United States, at least 31 documented soil series have become extinct, with 27 lost to agriculture and 4 lost to urbanization (Amundson et al., 2003).

Landscaping behaviors in terms of plant selection, fertilizer usage, and irrigation practice strongly shape urban soils. Social norms that influence these landscaping behaviors in urban, suburban, and exurban settings have become increasingly similar despite vast differences in native vegetation, geology, and regional climate across the United States. These norms and behaviors (Nassauer, 2017; Robbins, 2007) drive a process of urban ecological homogenization where continental-scale land-use change yields residential landscapes and ecosystems that are more similar to each other than the diverse native ecosystems that they replaced (Groffman et al., 2014; Pouyat et al., 2015). This homogenization has been documented for hydrography (Steele et al., 2014), microclimate (Hall et al., 2015), plants (Padullés Cubino et al., 2019; Pearse et al., 2018; Wheeler et al., 2017), insects, and birds (Lerman et al., 2021). Homogenization has been documented for a variety of soil variables including C (Herrmann et al., 2020; Pouyat et al., 2015) and N concentrations and $\delta^{15}\text{N}$ (Trammell et al., 2020), particle size (Herrmann et al., 2020), and soil chemistry (Pouyat et al., 2008).

While previous research has explored urbanization's effects on and homogenization of total soil C and N (Trammell et al., 2020), less research has examined the

effects on specific biogeochemical processes related to C and N cycling. As these processes control the partitioning of N and C among soil pools, as well as the potential environmental impacts of these elements such as travel to ground or surface waters, understanding how their dynamics have been altered remains of crucial concern (Kaye et al., 2006). While the conversion of native ecosystems to agricultural systems has resulted in marked declines in soil C (Qin et al., 2016) and increases in gaseous and hydrologic losses of N (Galloway et al., 2003) across the globe, the ecosystem consequences of conversion to residential lawns are less certain.

In this study, we evaluated biogeochemical metrics related to C and N cycle processes in soils (inorganic N pools, potential net N mineralization and nitrification rates, total and microbial biomass C and N contents, and microbial respiration), as well as soil quality metrics including bulk density, soil moisture, and pH in residential and native reference soils in six US cities: Baltimore, MD (BAL); Boston, MA (BOS); Los Angeles, CA (LAX); Miami, FL (MIA); Minneapolis–St. Paul, MN (MSP); and Phoenix, AZ (PHX), with these cities encompassing a wide range of climatic and natural soil conditions. We assessed the extent to which homogenization is occurring among these metrics, as well as site-specific patterns of alterations in biogeochemical properties. We tested three hypotheses: (1) residential soils will have elevated N pools and cycling rates compared with native soils and that self-reported yard fertilization, irrigation, and pesticide usage will be associated with such increases; (2) residential soils will have higher levels of microbial biomass C and respiration than native soils; and (3) variation in biogeochemical metrics will be higher in native than in residential soils across the continent. The rationale for these hypotheses is that yard management, that is, the use of water, fertilizer, and pesticides, is designed to increase N, water availability, and grass growth, which should result in elevated pools and cycling rates of N, increased flow of C to support microbial biomass and respiration, and homogenization of biogeochemical metrics in lawns relative to native ecosystems at the continental scale.

METHODS

Site selection and soil collection

More than 100,000 households were contacted between 21 November 2011 and 29 December 2011 to determine whether they had individuals over the age of 18 and front and back yards. After this list of households was reduced

to ~13,500 homes, a voluntary telephone survey of 9480 individuals was conducted during which permission was obtained for physical sampling of residential landscapes (Locke et al., 2019). We used the potential index for zip code market system (Claritas, 2008) to classify households based on socioeconomic status (low, medium, and high) and population density (urban, suburban, and exurban). Respondents were asked about their yard management practices, including if they had applied fertilizers, pesticides, or irrigation to any part of their yards in the last year (Polsky et al., 2014).

Twenty-one to 31 residences in each city were selected for field visits that included extraction of two 1-m depth soil core from both front and back yards. Sampling occurred in either 2012 or 2013, with collection dates varying by city. Soil sampling occurred over 4 separate days between May and June 2012 for BAL, over 7 separate days in August 2012 for MSP, over 6 separate days in August 2012 for BOS, over 9 separate days in October 2012 for MIA, over 19 separate days between February and April 2013 for PHX, and over 11 separate days in May 2013 for LAX. Cores were extracted using a 3.3-cm-diameter soil corer enclosed in plastic sleeves with end caps, put into coolers, and transported to the laboratory where they were stored at 4°C until further processing.

Soil samples were also collected from native reference ecosystems in each city. Padullés Cubino et al. (2020) provided descriptions of the histories of the native reference areas sampled. Biomes are described by Trammell et al. (2016) and are reproduced within Table 1. In BAL, the native reference site consisted of mature southern Piedmont forest over 75 years of age. In BOS, it was mature hardwood oak-dominated forest over 100 years of age. In LAX, the native reference site was the largest and possibly the only regionally remaining contiguous remnant of coastal sage scrub. In MIA, it was coastal scrub located within natural upland areas within the city. In MSP, sampling was from three major ecosystem types in the region including oak savanna, tallgrass and bluff prairie, and maple-basswood forest. In PHX, the native reference site was Sonoran Desert scrublands without a history of development or agriculture.

Results from samples collected from urban, suburban, and exurban yards in each of the six cities were combined into one “residential” category for comparison with results from the native reference ecosystems. Previous land-use history for residential samples varied both by and within cities but was often unknown. The previous usage included agricultural lands, deserts, forests, and pastures. Sample sizes for native and residential soils collected are reported in Appendix S1: Table S1.

TABLE 1 Descriptive information for each sampled city.

City	Coordinates	Native biome	USDA hardiness zone	Average annual extreme low temperature (°C)	1981–2010			
					Mean annual temperature (°C)			Total annual precipitation normal (cm)
					Normal	Min. normal	Max. normal	
Baltimore, MD	39°17'25.4" N, 76°36'43.9" W	Southern Piedmont forest	Zone 7b	−15 to −12.22	12.78	7.28	18.33	106.38
Boston, MA	42°21'36.3" N, 71°3'32.0" W	Northern hardwood forest	Zone 6b	−20.56 to −17.78	10.78	6.67	14.83	111.18
Los Angeles, CA	34°3'8.0" N, 118°14'37.3" W	Southern California coastal scrub	Zone 10b	1.67 to 4.45	18.17	12.94	23.89	31.14
Miami, FL	25°45'42.1" N, 80°11'30.4" W	South Florida costal scrub	Zone 11a	4.44 to 7.22	25.11	21.11	20.06	157.23
Minneapolis– St. Paul, MN	44°57'3.9" N, 93°19'26.0" W	Oak savanna and north central interior forest	Zone 4b	−31.67 to −28.89	7.89	2.89	12.89	77.75
Phoenix, AZ	33°26'54.2" N, 112°4'26.5 W	Sonora–Mojave Desert scrub	Zone 9b	−3.89 to −1.11	23.89	17.44	30.33	20.40

Note: Latitude and longitude data come from Latitude and Longitude Finder (n.d.). Native biome information comes from the U.S. Geological Survey (2008), as compiled in Trammell et al. (2016). Hardiness zone and average annual extreme low temperatures come from USDA (2012). The average temperature, average minimum/maximum temperatures, and average annual precipitation come from the National Oceanic and Atmospheric Administration (2020) utilizing the overall city area data for each city and information found in the daily/monthly normals displayed under the NOWData. Abbreviations: max., maximum; min., minimum; USDA, US Department of Agriculture.

Laboratory analysis

Soil cores were divided into segments of 0–10 cm, 10–30 cm, 30–60 cm, and 60+ cm. While most core sections were complete, some did not reach the ultimate depth of their categorical group. For the deepest core segments, many samples terminated before 90 cm depth; hence, all the final depth increment samples are categorized as 60+. Most analyses in this study focused on the 0–10 cm depth core segments as compaction of the cores was an issue at deeper depths, as evidenced by very high bulk density values.

Samples were hand-sorted to remove coarse roots and rocks (>2 mm). The roots and rocks were dried at 105°C, and rock volume was estimated using an assumed density of 2.7 g cm⁻³. Soil moisture was measured gravimetrically by drying for 48 h at 60°C.

Bulk density was calculated as (total dry mass – rock mass)/(total volume – rock volume). Bulk density values were used to convert pool and flux values to an areal basis (in grams per square meter). Soil pH was assessed using a 1:1 soil–water mix with a pH electrode.

Soil NO₂⁻/NO₃⁻ and NH₄⁺ were extracted by adding 40 ml of a 2 M KCl solution to 10 g of soil, agitating, and then allowing the solutions to sit for 2 h. Each sample

was filtered, and a Lachat flow injection analyzer was used to colorimetrically analyze each sample for NO₂/NO₃⁻ and NH₄⁺ concentrations.

Potential net N mineralization and nitrification, and microbial respiration were measured by incubating soil samples at field moisture for 10 days in a laboratory setting in lidded glass jars fitted with septa (Robertson et al., 1999). Gas samples were extracted by syringe from each jar. Carbon dioxide (CO₂) content was determined via thermal conductivity gas chromatography and used to quantify microbial respiration activity. Total inorganic N accumulation was used to quantify potential net N mineralization, and NO₃⁻ accumulation was used to quantify potential net nitrification.

Microbial biomass C and N contents were measured using the chloroform fumigation–incubation method (Jenkinson & Powlson, 1976). In this assay, 20 g of moist soil sample was fumigated to kill microbial organisms. Afterward, these soil samples were inoculated with 0.1 g fresh soil and incubated for 10 days and sampled as described above for the mineralization, nitrification, and respiration incubations. Production of CO₂ and inorganic N from these fumigated and incubated soils was measured as described above to quantify microbial biomass C (assuming 41% extraction efficiency) and microbial biomass N, respectively.

Soil total C and N content was measured with a Carlo Erba Model 1110 elemental analyzer, and data were reported and discussed by Trammell et al. (2020). These data are used in this study only to provide context for the biogeochemical metrics reported here.

Statistical analysis

The data used in this paper are publicly available via the Environmental Data Initiative (EDI) Data Portal (Groffman, 2019). All statistical analyses were conducted in R (version 3.6.2; RStudio Team, 2019). *Q-Q* plots were generated to visualize the data and determine normality. Levene's test was utilized to determine homogeneity of variance. Because data were frequently not normally distributed, Mann-Whitney *U* tests were utilized to determine significant differences ($\alpha = 0.05$) between residential and native sites over all cities, and between native and residential sites within any given city, as well as to evaluate the effects of each of the social drivers (fertilization, irrigation, and pesticide application) on the measured biogeochemical metrics. The results of these tests are displayed using significance values in Figures 1–4. To make comparisons between all cities, as well as for native and reference sites, a Kruskal-Wallis one-way ANOVA was conducted, followed by a Dunn test with a Bonferroni adjustment for post hoc analysis. These results are displayed as compact letter displays in Figures 2 and 4. The coefficient of variation of the means for all residential and all native soils was calculated for each variable. This measure was used to assess differences in variability between native and residential soils with a reduction in variability taken as evidence for homogenization. All values are reported with means and standard errors.

RESULTS

Soil bulk density, moisture content, and pH

Bulk density in topsoil (0–10 cm depth) did not differ between residential and native soils averaged across all six cities (Figure 1). Three cities showed significant differences in bulk density between residential and native topsoil. In PHX and LAX, the two driest cities, bulk density was significantly lower in residential topsoil than in native topsoil (PHX: residential = $1.07 \text{ g cm}^{-3} \pm 0.03$, native = $1.41 \text{ g cm}^{-3} \pm 0.09$, $p \leq 0.05$; LAX: residential = $0.76 \text{ g cm}^{-3} \pm 0.03$, native = $1.01 \text{ g cm}^{-3} \pm 0.07$, $p \leq 0.05$). In BOS, bulk density was significantly increased in residential topsoil compared with that in native topsoil (residential = $0.87 \text{ g cm}^{-3} \pm 0.03$, native = $0.61 \text{ g cm}^{-3} \pm$

0.07 , $p \leq 0.05$; Figure 2). Bulk density was higher in yards with self-reported irrigation (irrigation = $0.96 \text{ g cm}^{-3} \pm 0.02$, no irrigation = $0.89 \text{ g cm}^{-3} \pm 0.05$, $p \leq 0.05$). There was no significant effect of fertilizer or pesticide application on bulk density ($p > 0.05$) (Figure 3).

Topsoil pH was significantly higher ($p \leq 0.001$) in residential (7.16 ± 0.08) than in native topsoil across all cities (6.45 ± 0.18 ; Figure 1). Although all cities individually displayed elevated pH in their residential topsoil, the difference was only significant in BAL (residential = 6.37 ± 0.11 , native = 5.05 ± 0.08 , $p \leq 0.01$), LAX (residential = 7.49 ± 0.11 , native = 6.16 ± 0.27 , $p \leq 0.01$), and PHX (residential = 8.77 ± 0.05 , native = 8.10 ± 0.25 , $p \leq 0.05$) on a city-by-city basis (Figure 2). Topsoil pH was found to be increased ($p \leq 0.0001$) in yards with self-reported irrigation and pesticide application (irrigation = 7.23 ± 0.08 , no irrigation = 6.34 ± 0.16 ; pesticide application = 7.49 ± 0.11 , no pesticide application = 6.80 ± 0.10 ; Figure 3).

Soil moisture was significantly higher ($p \leq 0.01$) in residential ($14.63\% \pm 0.41$) than in native ($11.36\% \pm 1.48$) topsoil across all cities (Figure 1). Soil moisture was greater in residential soils than in native topsoil in all cities, except in BAL, the city with the highest native soil moisture. In BAL, soil moisture content was significantly decreased ($p \leq 0.01$) in residential topsoil ($16.64\% \pm 0.55$) compared with that in native topsoil ($23.50\% \pm 1.91$). The increase in moisture was only significant in the two driest cities, which had the largest differences. In PHX, residential topsoil had a moisture content of $9.81\% \pm 0.62$, whereas the native topsoil had a moisture content of $2.67\% \pm 0.92$ ($p \leq 0.01$). In LAX, this increase in moisture content was even more pronounced with residential topsoil having a moisture content of $16.57\% \pm 1.28$ than with native soils having a moisture content of $3.50\% \pm 0.99$ ($p \leq 0.01$; Figure 2).

Nitrogen pools and processes

Soil pools of both $\text{NO}_2^-/\text{NO}_3^-$ and NH_4^+ at 0–10 cm were significantly different between native and residential topsoil. Residential topsoil had greater $\text{NO}_2^-/\text{NO}_3^-$ than native topsoil (residential = $1.41 \text{ g N m}^{-2} \pm 0.10$, native = $0.68 \text{ g N m}^{-2} \pm 0.31$, $p \leq 0.0001$), yet residential topsoil had lower NH_4^+ content than native topsoil (residential = $0.19 \text{ g N m}^{-2} \pm 0.02$, native = $0.29 \text{ g N m}^{-2} \pm 0.04$, $p \leq 0.001$; Figure 1). Topsoil NH_4^+ pools generally were much lower than $\text{NO}_2^-/\text{NO}_3^-$ pools, yielding greater total inorganic N pools in residential than in native topsoil.

There were two significant differences in soil NH_4^+ across cities (Figure 4) with MIA and BAL having higher

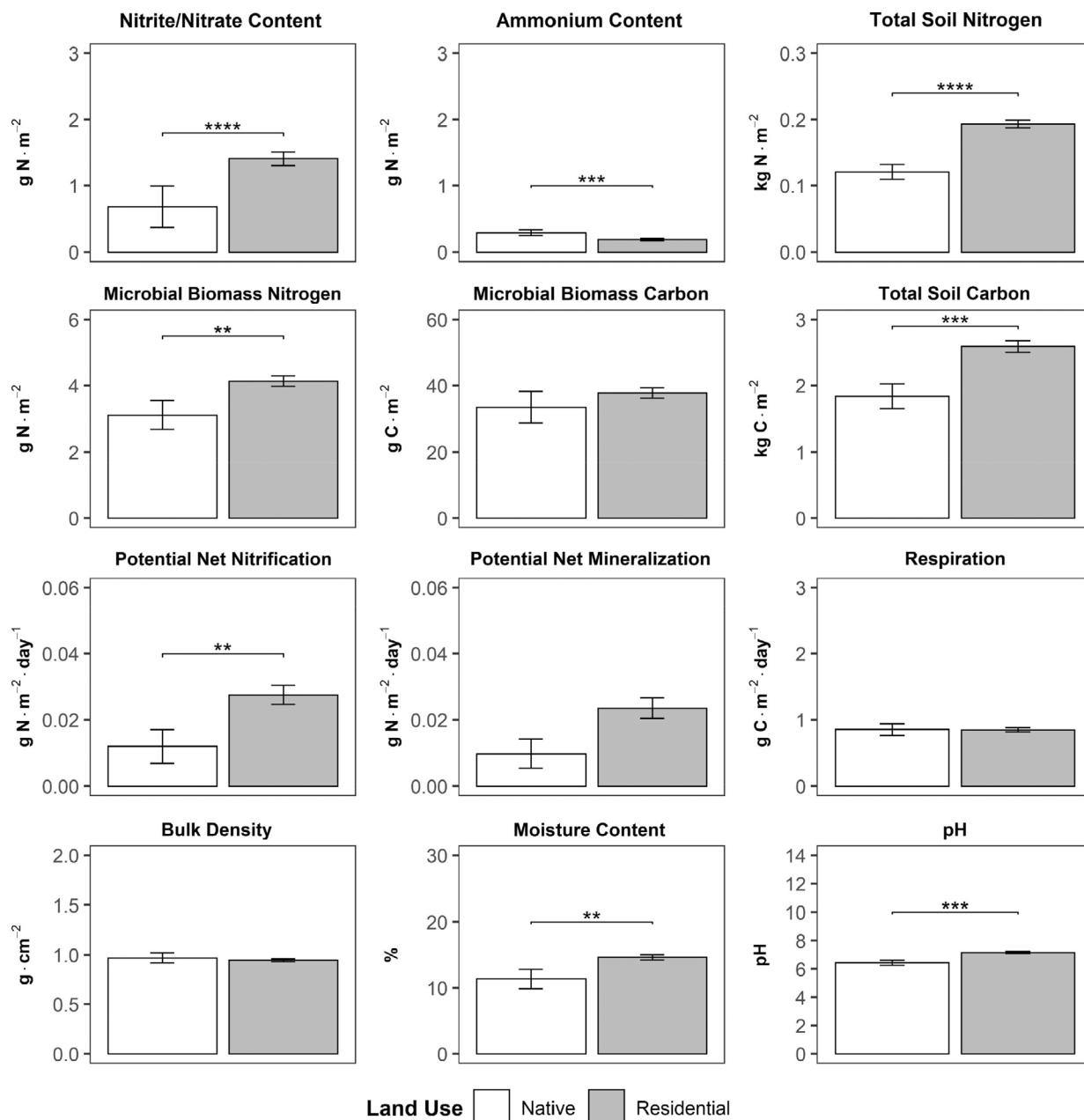


FIGURE 1 Soil C and N cycle variables in topsoil (0–10 cm depth) in residential and native reference soils. Values are means (with ± 1 SE) of all residential and native sampling sites in six cities across the continental United States. Asterisks indicate significant differences between native and residential soils. **** $p \leq 0.0001$, *** $p \leq 0.001$, ** $p \leq 0.01$, * $p \leq 0.05$.

NH_4^+ content in native topsoil than in residential topsoil (MIA residential = $0.22 \text{ g N m}^{-2} \pm 0.06$, native = $0.45 \text{ g N m}^{-2} \pm 0.14$, $p \leq 0.05$; BAL residential = $0.26 \text{ g N m}^{-2} \pm 0.04$, native = $0.70 \text{ g N m}^{-2} \pm 0.10$, $p \leq 0.01$). In contrast, $\text{NO}_2^-/\text{NO}_3^-$ was significantly greater in residential topsoil in BAL (residential = $0.77 \text{ g N m}^{-2} \pm 0.11$, native = $0.16 \text{ g N m}^{-2} \pm 0.07$, $p \leq 0.01$), BOS (residential = $1.22 \text{ g N m}^{-2} \pm 0.14$, native = $0.02 \text{ g N m}^{-2} \pm 0.00$, $p \leq 0.001$), MIA (residential = $2.03 \text{ g N m}^{-2} \pm 0.15$, native = $0.69 \text{ g N m}^{-2} \pm 0.34$,

$p \leq 0.01$), and MSP (residential = $1.28 \text{ g N m}^{-2} \pm 0.16$, native = $0.30 \text{ g N m}^{-2} \pm 0.08$, $p \leq 0.001$; Figure 4).

While NH_4^+ content did not differ significantly ($p > 0.05$) with irrigation, fertilization, or pesticide application, $\text{NO}_2^-/\text{NO}_3^-$ content was higher in yards with self-reported fertilizer (fertilizer application = 1.50 ± 0.12 , no fertilizer = 1.26 ± 0.18 , $p \leq 0.05$; Figure 5) and pesticide application (pesticide application = 1.59 ± 0.14 , no pesticide application = 1.21 ± 0.15 , $p \leq 0.05$; Figure 5) within the previous year.

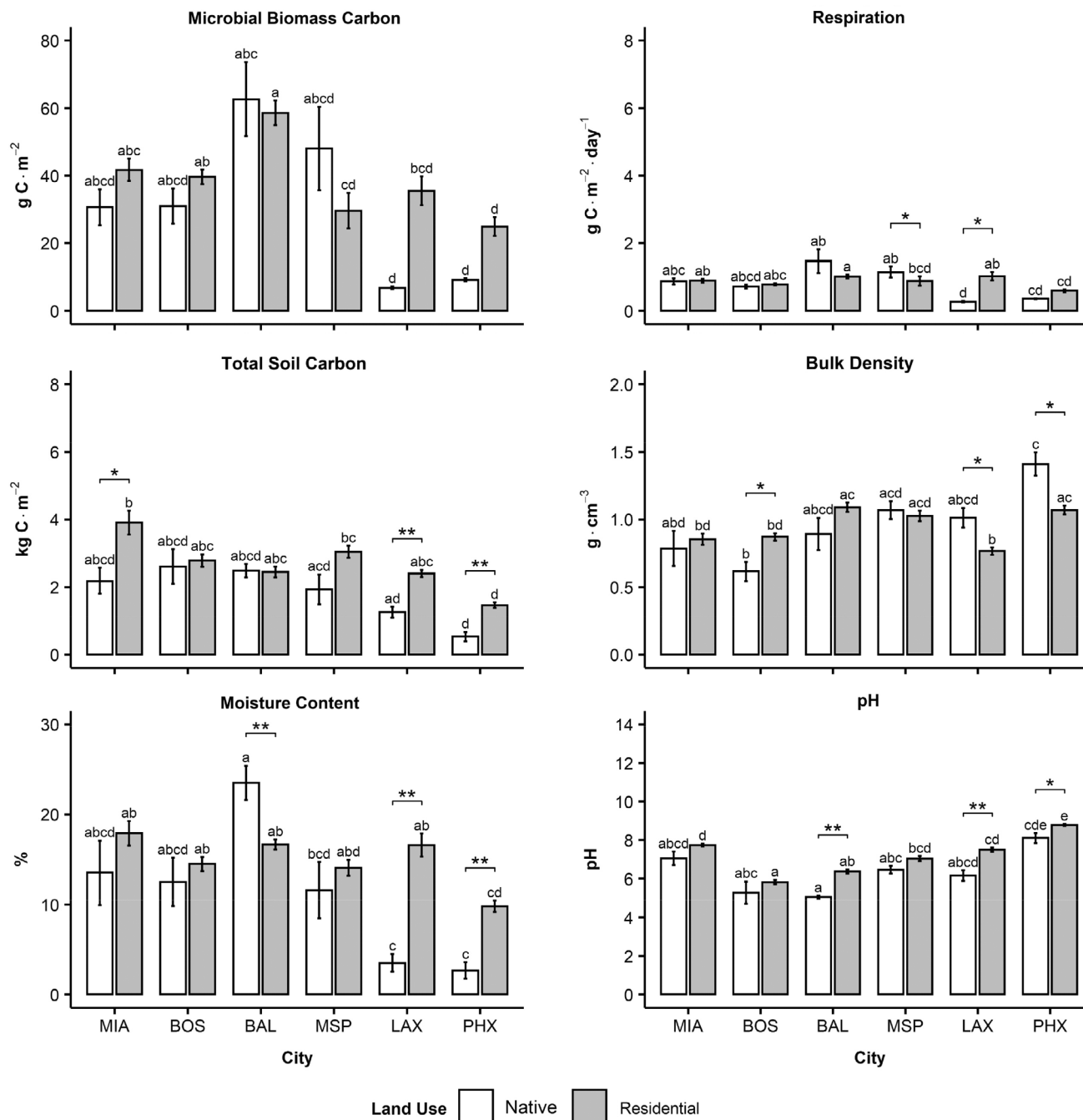


FIGURE 2 Soil C variables, moisture content, bulk density, and pH in topsoil (0–10 cm depth) in residential and native reference soils in six cities across the continental United States. Values are means (± 1 SE) of all residential and native sampling sites in each city. Cities are ordered from wettest to driest along the x-axis. Asterisks indicate significant differences between native and residential soils. **** $p \leq 0.0001$, *** $p \leq 0.001$, ** $p \leq 0.01$, * $p \leq 0.05$. Bars with different letters are significantly different at $p < 0.05$. MIA, Miami, FL; BOS, Boston, MA; BAL, Baltimore, MD; MSP, Minneapolis–St. Paul, MN; LAX, Los Angeles, CA; PHX, Phoenix, AZ.

When averaged across cities, potential net nitrification was significantly higher in residential topsoil (0–10 cm) than in native topsoil (residential = $0.03 \text{ g N m}^{-2} \text{ day}^{-1} \pm 0.00$, native = $0.01 \text{ g N m}^{-2} \text{ day}^{-1} \pm 0.01$, $p \leq 0.01$; Figure 1). Potential net mineralization did not differ among residential and native topsoil when

averaging all cities ($p > 0.05$; Figure 1). On a city-by-city basis, only BOS displayed significant differences in potential net nitrification between native and residential topsoil (residential = $0.04 \text{ g N m}^{-2} \text{ day}^{-1} \pm 0.00$, native = $0.00 \text{ g N m}^{-2} \text{ day}^{-1} \pm 0.00$, $p \leq 0.01$; Figure 4). In an analysis across all cities, the self-reported use of irrigation and pesticide

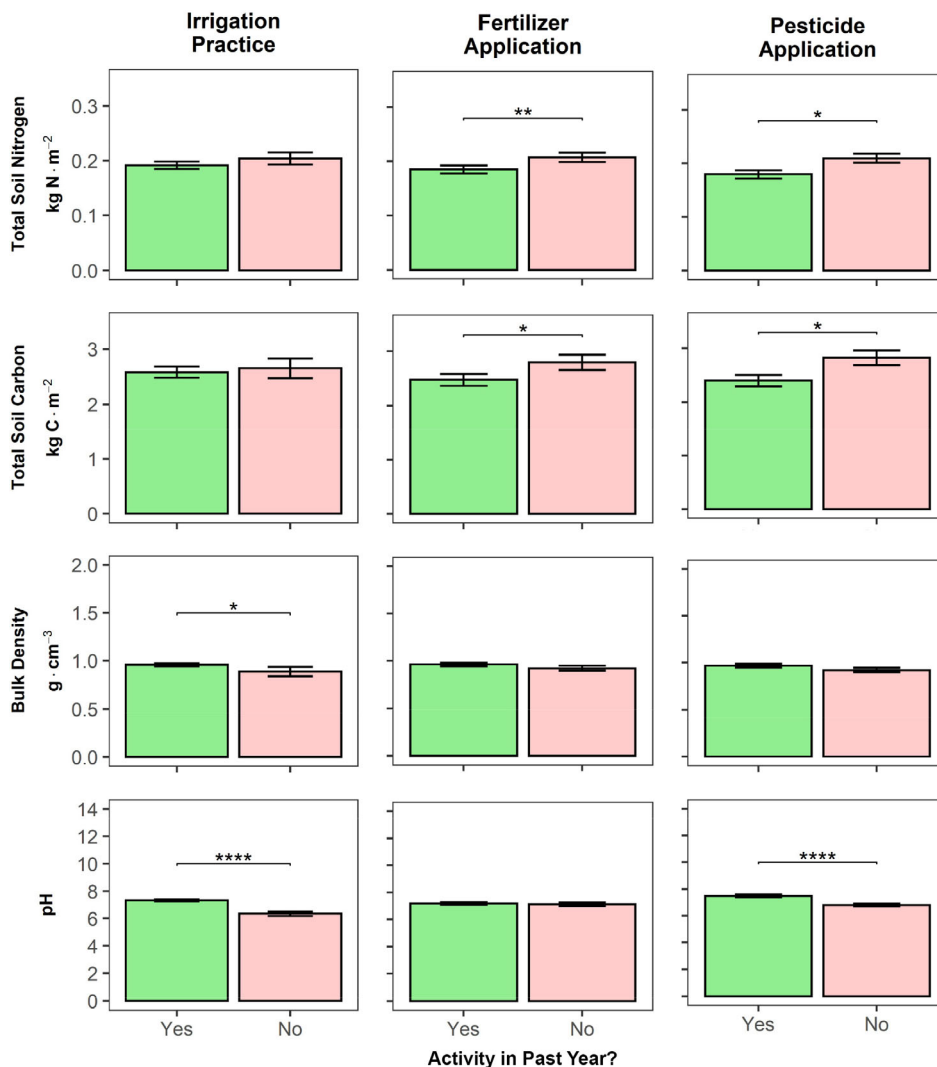


FIGURE 3 Total soil N and C content, bulk density, and pH in topsoil (0–10 cm) as affected by the self-reported use of fertilizer, irrigation, and pesticides in residential soils. Values are means (± 1 SE) of all residential sampling sites in six cities across the continental United States. Asterisks indicate significant differences between bars. **** $p \leq 0.0001$, *** $p \leq 0.001$, ** $p \leq 0.01$, * $p \leq 0.05$.

application was associated with significantly lower net nitrification (irrigation = $0.02 \text{ g N m}^{-2} \text{ day}^{-1} \pm 0.00$, no irrigation = $0.04 \text{ g N m}^{-2} \text{ day}^{-1} \pm 0.00$, $p \leq 0.001$; pesticide application = $0.02 \text{ g N m}^{-2} \text{ day}^{-1} \pm 0.00$, no pesticide application = $0.03 \text{ g N m}^{-2} \text{ day}^{-1} \pm 0.00$, $p \leq 0.05$). Similarly, both irrigation practice (irrigation = $0.02 \text{ g N m}^{-2} \text{ day}^{-1} \pm 0.00$, no irrigation = $0.03 \text{ g N m}^{-2} \text{ day}^{-1} \pm 0.00$, $p \leq 0.001$) and pesticide application (pesticide application = $0.02 \text{ g N m}^{-2} \text{ day}^{-1} \pm 0.00$, no pesticide application = $0.03 \text{ g N m}^{-2} \text{ day}^{-1} \pm 0.01$, $p \leq 0.01$; Figure 5) were associated with significantly lower potential net mineralization. Self-reported fertilizer application had no effect on either potential net nitrification or potential net mineralization ($p > 0.05$; Figure 5).

When averaging the cities, microbial biomass N was higher in residential topsoil than in native topsoil (residential = $4.14 \text{ g N m}^{-2} \pm 0.16$, native = 3.12 g N m^{-2}

± 0.43 , $p \leq 0.01$; Figure 1). On a city-by-city basis, only LAX demonstrated a significant difference between native ($0.88 \text{ g N m}^{-2} \pm 0.37$) and residential ($3.67 \text{ g N m}^{-2} \pm 0.55$) topsoil ($p \leq 0.05$; Figure 4). Neither self-reported irrigation, fertilization, nor pesticide application was associated with differences in microbial biomass N between residential and native topsoil ($p > 0.05$, data not shown).

When averaging all cities, total soil N pools (data from Trammell et al., 2020) were significantly higher in residential topsoil than in native topsoil (residential = $0.19 \text{ kg N m}^{-2} \pm 0.01$, native = $0.12 \text{ kg N m}^{-2} \pm 0.01$, $p \leq 0.0001$; Figure 1). On a city-by-city basis, total soil N was increased in residential topsoil compared with that in native topsoil in all six cities. However, this increase was only significant in MIA (residential = $0.25 \text{ kg N m}^{-2} \pm 0.02$, native = $0.10 \text{ kg N m}^{-2} \pm 0.02$, $p \leq 0.01$), MSP (residential = $0.25 \text{ kg N m}^{-2} \pm 0.01$,

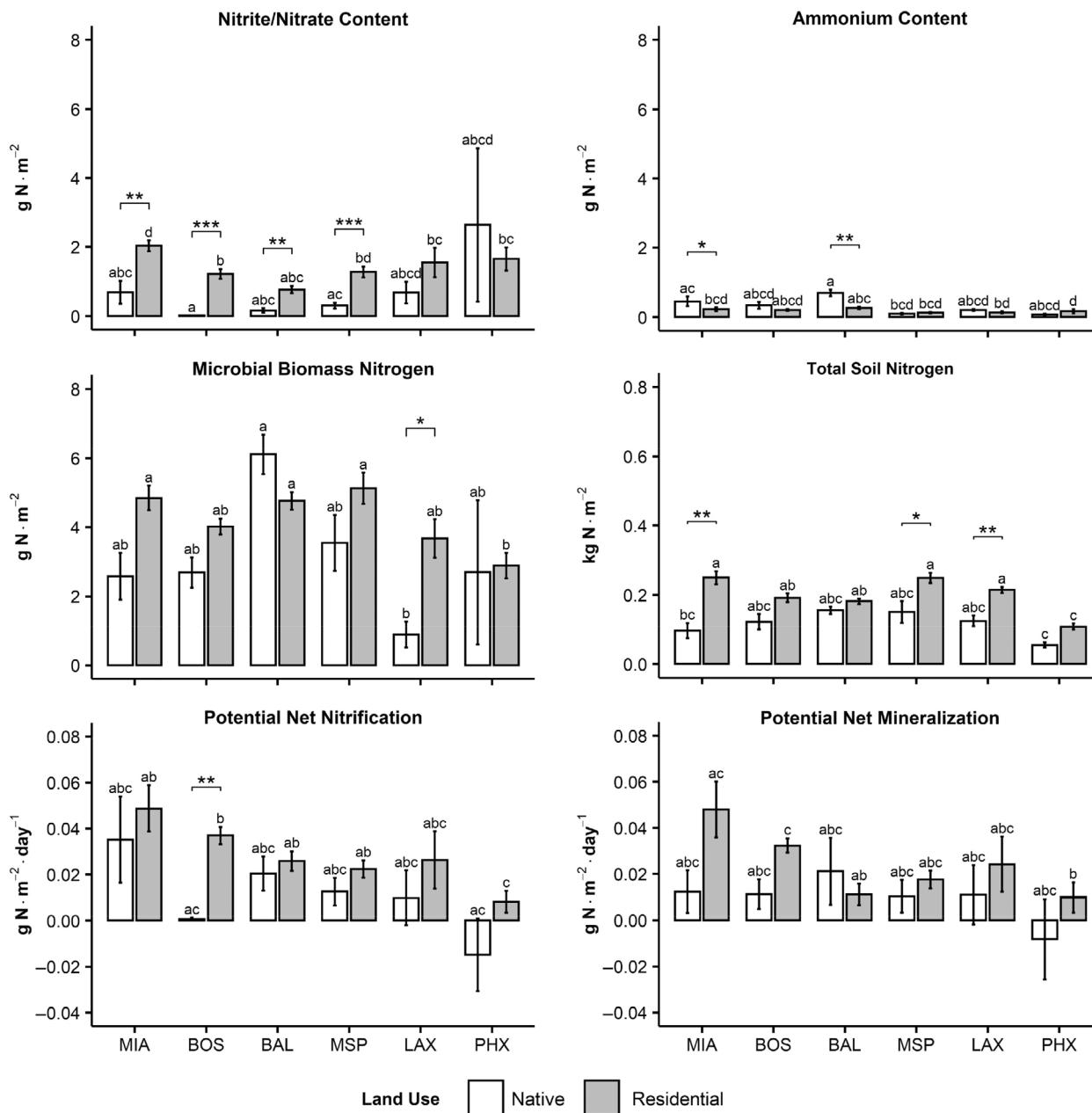


FIGURE 4 Soil N cycle variables in topsoil (0–10 cm depth) in residential and native reference soils in six cities across the continental United States. Values are means (± 1 SE) of all residential and native sampling sites in each city. Cities are ordered from wettest to driest along the x-axis. Asterisks indicate significant differences between native and residential soils. **** $p \leq 0.0001$, *** $p \leq 0.001$, ** $p \leq 0.01$, * $p \leq 0.05$. Bars with different letters are significantly different at $p < 0.05$. MIA, Miami, FL; BOS, Boston, MA; BAL, Baltimore, MD; MSP, Minneapolis–St. Paul, MN; LAX, Los Angeles, CA; PHX, Phoenix, AZ.

native = $0.15 \text{ kg N m}^{-2} \pm 0.03$, $p \leq 0.05$), and LAX (residential = $0.21 \text{ kg N m}^{-2} \pm 0.01$, native = $0.13 \text{ kg N m}^{-2} \pm 0.02$, $p \leq 0.01$; Figure 4).

Carbon pools and fluxes

Neither microbial biomass C nor respiration in topsoil averaged across all six cities differed between native and residential topsoil ($p > 0.05$; Figure 1). However, total

soil C (data from Trammell et al., 2020) was higher in residential than in native topsoil (residential = $2.59 \text{ kg C m}^{-2} \pm 0.09$, native = $1.84 \text{ kg C m}^{-2} \pm 0.18$, $p \leq 0.001$; Figure 1). On a city-by-city basis, there were no significant differences in microbial biomass C between residential and native topsoil, but there were differences in total soil C. In nearly all cities, total C was higher in residential topsoil. This difference was significant in MIA (residential = $3.90 \text{ kg C m}^{-2} \pm 0.35$, native = $2.18 \text{ kg C m}^{-2} \pm 0.38$, $p \leq 0.05$), LAX (residential = 2.39 kg C m^{-2}

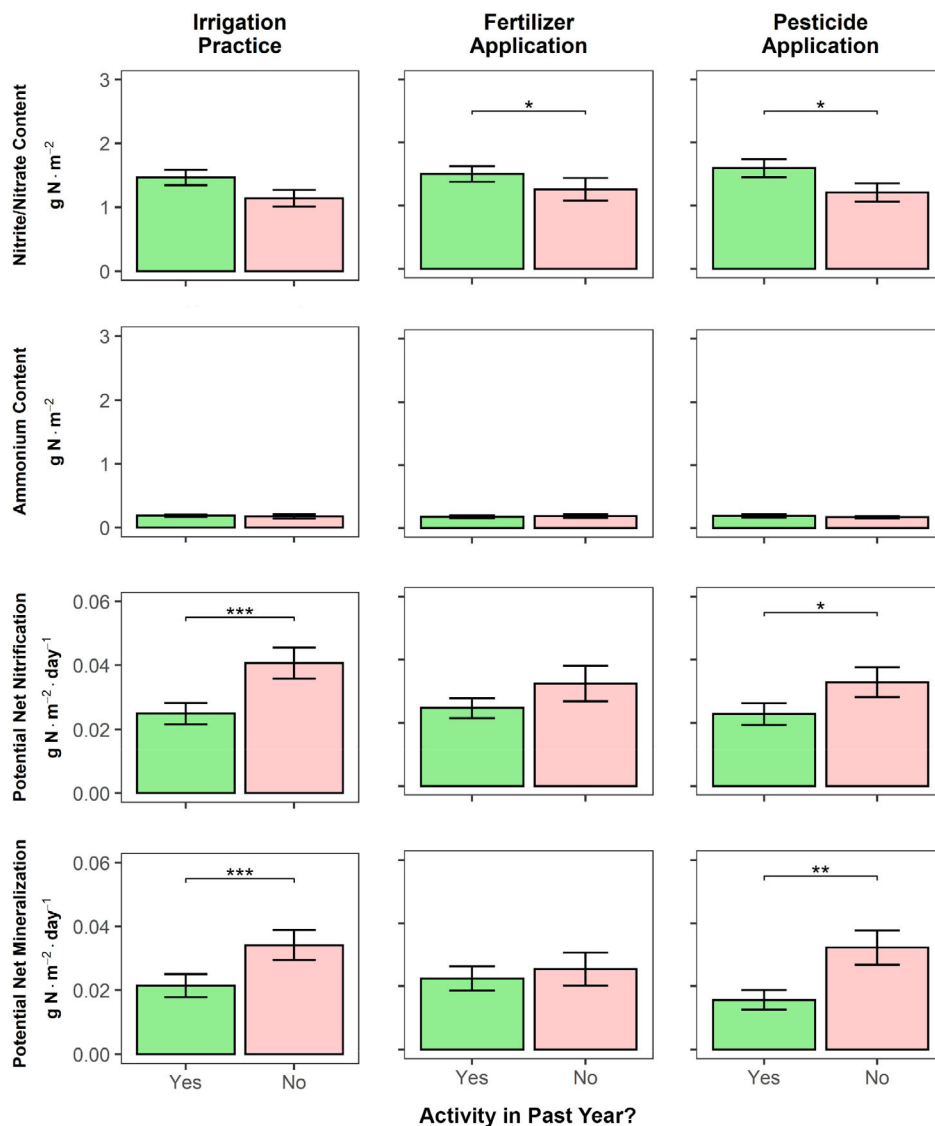


FIGURE 5 $\text{NO}_2^-/\text{NO}_3^-$ and NH_4^+ contents, and potential net nitrification and mineralization rates in topsoil (0–10 cm) as affected by the self-reported use of fertilizer, irrigation, and pesticides in residential soils. Values are means (± 1 SE) of all residential sampling sites in six cities across the continental United States. Asterisks indicate significant differences between bars. **** $p \leq 0.0001$, *** $p \leq 0.001$, ** $p \leq 0.01$, * $p \leq 0.05$.

± 0.10 , native = $1.25 \text{ kg C m}^{-2} \pm 0.16$, $p \leq 0.01$), and PHX (residential = $1.46 \text{ kg C m}^{-2} \pm 0.08$, native = $0.53 \text{ kg C m}^{-2} \pm 0.14$, $p \leq 0.01$; Figure 2). Respiration was significantly higher in residential topsoil in LAX (residential = $1.02 \text{ g C m}^{-2} \pm 0.13$, native = $0.27 \text{ g C m}^{-2} \pm 0.02$, $p \leq 0.05$; Figure 2) and significantly higher in native topsoil in MSP (residential = $0.88 \text{ g C m}^{-2} \pm 0.14$, native = $1.15 \text{ g C m}^{-2} \pm 0.16$, $p \leq 0.05$; Figure 2).

Self-reported fertilizer, irrigation, or pesticide application had no effect on either microbial biomass C or respiration ($p > 0.05$, data not shown). Total soil C was significantly lower in yards with self-reported fertilizer (fertilizer application = $2.48 \text{ kg C m}^{-2} \pm 0.11$, no fertilizer

application = $2.79 \text{ kg C m}^{-2} \pm 0.14$, $p \leq 0.05$; Figure 3) and pesticide application (pesticide application = $2.40 \text{ kg C m}^{-2} \pm 0.11$, no pesticide application = $2.82 \text{ kg C m}^{-2} \pm 0.14$, $p \leq 0.05$; Figure 3).

Homogenization in residential soils

Nearly all measured biogeochemical metrics had a higher coefficient of variation for native topsoil than for residential topsoil (Figure 6). The only exception was NH_4^+ content, where variation was higher for residential than for native topsoil. The difference in variation was greatest for $\text{NO}_2^-/\text{NO}_3^-$ content and potential net nitrification.

Patterns with depth

Values of both microbial biomass C and N, and respiration decreased markedly with depth across nearly all cities (Appendix S2: Figure S1). In contrast, potential net nitrification and mineralization seemed to remain relatively consistent, even at the 60+ cm depth.

For pH, residential soil in all cities exhibited reduced acidity, expressed even at the deepest parts of the soil cores (Appendix S2: Figure S2). Soil compaction during sampling produced elevated bulk density values at depth at many sites, so depth patterns are only evaluated on a per gram of soil basis (Appendix S2: Figures S1–S3).

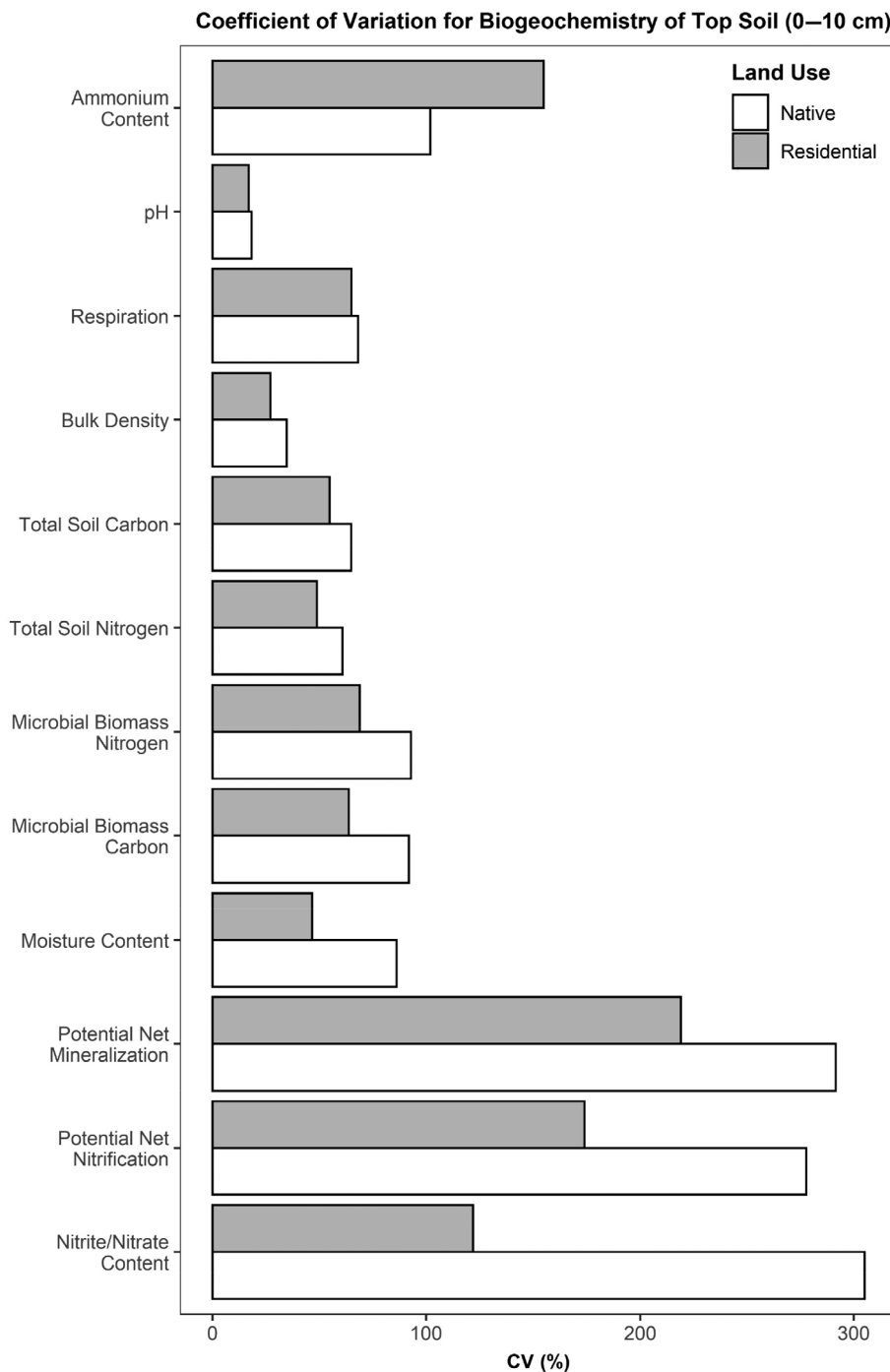


FIGURE 6 Coefficient of variation (CV) for soil C and N cycle processes in topsoil (0–10 cm depth). Values are the coefficient of variation of the means of all residential ($n = 279$) and native ($n = 44$) samples within six cities across the continental United States.

DISCUSSION

Soil nitrogen cycling

Higher total N, $\text{NO}_2^-/\text{NO}_3^-$ content, and microbial biomass N in residential topsoil supported our hypothesis that soils in residential ecosystems will have elevated N pools and cycling rates compared with soils from native ecosystems. While NH_4^+ content was lower in residential topsoil, this was likely caused by the increased rate of nitrification in these soils, a process that converts NH_4^+ to $\text{NO}_2^-/\text{NO}_3^-$ (Figure 1). There has long been concern about hydrologic and gaseous N losses from residential lawns caused by elevated N supply (Robbins, 2007). Lawns can be fertilized and irrigated, which can stimulate N leaching from these systems (Morton et al., 1988). This leaching is of great concern because NO_3^- is a drinking water pollutant and an agent of eutrophication around the world (Byrnes et al., 2020). Consistent with our results, Trammell et al. (2016) reported higher plant N content in fertilized than in unfertilized lawns from these same sites.

While we did observe clear evidence that land conversion to residential lawns accelerates N cycling in cities across the United States, we did not observe changes in potential net N mineralization and microbial biomass N content, and we did not observe any effects of self-reported fertilizer input on N cycling. These results were consistent with previous studies in BAL (Groffman et al., 2009; Raciti et al., 2008; Raciti, Groffman, Jenkins, Pouyat, & Fahey, 2011) and elsewhere (Bachman et al., 2016; Bock & Easton, 2020; Hall et al., 2009; Herrmann & Cadenasso, 2017; Wang et al., 2014) that find limited differences in soil N cycling processes between fertilized and unfertilized lawns. This outcome may be because our measure of fertilizer use here (self-reported in a telephone survey) was not quantitative or time-specific. In addition, our sampling was not linked to fertilizer application, so we were not able to evaluate short-term effects of fertilizer on soil N cycling measures when they would be expected to be most likely.

While most studies have focused on the importance of fertilization as a driver of N cycling in lawns (Carey et al., 2012; Easton & Petrovic, 2004; Petrovic, 1990), our results show that irrigation and pesticide practices can also be important. Irrigation practices were associated with lower potential net mineralization, potential net nitrification, and microbial biomass N, suggesting a decrease in microbial N cycling activity. This decrease could be driven by stimulation of N immobilization by increasing microbial activity as irrigation can relieve water limitation of microbial growth and activity, and pesticides can serve as a substrate for this growth and activity (Robertson & Groffman, 2014). Immobilization could also be stimulated indirectly via stimulation of

plant growth and supply of labile C to the soil (Hart et al., 1994). There could also be direct toxic effects of pesticide application on microbial biomass and activity, but many controlled studies have shown few of these direct effects (Moorman, 1989; Reisinger et al., 2016).

It is reasonable to assume inherent differences in net N mineralization (a measure of soils' ability to supply inorganic N) that occur among native ecosystems may potentially influence N cycling after conversion to residential land use (Groffman et al., 2016). Net mineralization varies widely among ecosystems, with the lowest values found in shrub ecosystems, the highest values found in wetlands, and overall decreases with increasing latitude (Liu et al., 2017). Variation in potential net N mineralization has been found to be predictive of N loss following disturbance of forest ecosystems (Vitousek et al., 1979). However, we found that continental-scale variation in N mineralization did not appear to influence patterns of net N mineralization in residential soils, which varied much less in this variable than in native soils. Native ecosystems in MIA, LAX, and PHX were scrubland; in BAL and BOS, the native ecosystems were forest; and in MSP, there were both forest and grassland native ecosystems (Table 1). The driest city in our study, PHX had the lowest rates of total soil N, potential net mineralization, and potential net nitrification. It also exhibited the highest average $\text{NO}_2^-/\text{NO}_3^-$ content, though the variation was very high (Figure 4). Thus, the influence of lawn management appeared to overwhelm any legacy effect of the native vegetation.

Soil carbon cycling

The significant increase in total soil C in residential soils reported by Trammell et al. (2020) led to our hypothesis that microbial biomass C and respiration would be higher in residential than in native soils. However, these effects were only observed in the two driest cities, LAX and PHX (Figure 2). This was likely driven by greater net primary productivity caused by inputs of water and fertilizer in these arid environments, and it is not surprising that conversion of desert ecosystems to heavily subsidized residential lawns results in increases in both above- and belowground C cycle processes (Bijoor et al., 2008; Hall et al., 2009; Townsend-Small & Czimczik, 2010). The increases in respiration suggest that soil C turnover, as well as pool size, increased in irrigated residential soils in these cities.

Ultimately, the C impact of residential landscapes will depend on interactions between climate, C turnover, C stabilization, and land use. Addition of water and nutrients clearly increases soil C levels in residential soils in arid regions (Trammell et al., 2020). The conversion of

agricultural lands, which tend to have low soil C levels, to lawns is also likely to result in increases in soil C, in many regions, but again, uncertainties about turnover remain (Raciti, Groffman, Jenkins, Pouyat, Fahey, Cadenasso, & Pickett, 2011). Any full accounting of the C balance of residential lawns should account for CO₂ emissions from fossil fuel burning landscape management equipment, as well as emissions associated with irrigation water transport and fertilizer production (Townsend-Small & Czimczik, 2010).

Soil pH

Consistent with previous studies, pH was higher in residential than in native soils. In a comparison of five global cities, Pouyat et al. (2015) found that pH was generally higher in turf or ruderal soils than in native or remnant soils. When comparing the soil pH of agricultural grasslands with native woodland and grassland sites in Massachusetts, Neill et al. (2007) found that pH was increased in agricultural soils. Asabere et al. (2018) found that soil pH was substantially increased in urban soils compared with that in forest soils and rural arable soils for the upper 10 cm of depth in Kumasi, Ghana. Park et al. (2010) found that pH was increased in soils sampled near roads compared with that in more interior samples and more so that elevated pH was correlated with soil calcium, suggesting a connection between the limestone (CaCO₃) utilized in cement production in urban areas.

Although pH was increased in residential soils, variation was not affected, suggesting that pH is not a component of ecological homogenization among our cities. Pouyat et al. (2015) note that pH is influenced by both geologic and anthropogenic factors, which may complicate the analysis of pH homogenization. The overarching increase in soil pH in residential soils has significant ecological implications. Nitrification, which produces NO₂⁻/NO₃⁻, has been shown to be highly sensitive to increases in pH, and thus, the pH increase may at least partially underlie the stimulation of soil N cycling in residential soils that we observed. Yan et al. (2016) found that bacterial diversity and community composition were positively correlated with soil pH in urban soils in China. Neill et al. (2007) found that non-native species density was positively correlated with pH in agricultural grasslands in coastal Massachusetts, USA.

The importance of management

Evaluating the effects of lawn management practices on biogeochemical variables has been challenging because although controlled field and laboratory studies have

shown how fertilizer use on lawns creates clear risks for water and air pollution (Morton et al., 1988), studies of lawns managed by homeowners show variations in fertilizer applications (Fraser et al., 2013), mixed evidence for environmental effects (Bachman et al., 2016; Bock & Easton, 2020; Carey et al., 2012; Groffman et al., 2009; Petrovic, 1990), and that the behaviors that drive this soil variability are complex and multi-scale (Campbell et al., 2014; Harris et al., 2012, 2013; Hayden et al., 2015; Larson et al., 2020; Locke et al., 2018; Martini et al., 2013, 2014; Polsky et al., 2014; Sisser et al., 2016).

Although fertilizer application was associated with higher NO₂⁻/NO₃⁻ content, it was also associated with a decrease in total N content. Fertilizer application did not significantly influence potential net mineralization, potential net nitrification, and microbial biomass. Several factors may influence soil N cycling indices and make influences of fertilizer applications hard to detect, including varying time since fertilizer application, a legacy of past fertilizer inputs, or locally high atmospheric N deposition rates (Bettez & Groffman, 2013; Decina et al., 2018; Hobbie et al., 2017; Lovett et al., 2000).

An additional surprising result was that self-reported use of irrigation water in the last year was associated with lower levels of potential net N mineralization and net nitrification. Irrigation may have stimulated plant growth and uptake of N, reducing N availability and cycling by the soil microbial community. It is important to note that these results indicate nothing about the potential for hydrologic losses associated with overwatering, especially in the periods just after fertilizer application. It is also possible that irrigation is more common in drier cities, such as PHX, where rates of potential net mineralization and nitrification in native soils are the lowest among all sampled sites. Similarly, self-reported irrigation practice was associated with higher bulk density, and bulk density values for native topsoil in PHX are the highest of all sampled sites (Figure 4).

Homogenization in residential soils

We interpret the lower coefficient of variation for all soil metrics except NH₄⁺ pools in residential compared with those in native topsoil to be strong evidence for homogenization of soil processes. These findings add to the growing evidence of ecological homogenization of the urban United States or the creation of an American residential macrosystem (Groffman et al., 2016, 2017; Pearse et al., 2016; Trammell et al., 2016, 2020; Wheeler et al., 2017). That said, it is also important to note that variations among residential topsoil were quite high, so while soil homogenization may be occurring relative to native soils,

there still is a large degree of variation in residential soils. More generally, Pouyat et al. (2015) note that while soil C and N are likely to converge/exhibit homogenization because they are associated with biogenic factors that are managed, properties more strongly controlled by soil parent material such as potassium and phosphorus are less likely to converge. A broader generalization about homogenization in residential ecosystems will require further investigation of what soil properties are or are not strongly influenced by management compared with other factors.

CONCLUSION

Residential development across the United States strongly influences soil C and N biogeochemistry. Driven by larger cultural trends in American residential development, the transformation of soil N and C cycle processes, moisture content, and pH is likely to have effects on multiple ecological variables, over multi-decadal timescales. For example, to the extent that plant biodiversity and animal biodiversity are adapted to and arise from local soil conditions, ecological change and homogenization of soil conditions may be a long-term, spatially extensive constraint on biodiversity that could be very slow or difficult to remediate. The homogenization of soil conditions that we observed here could cause an ecological cascade of effects on plant and animal components of these ecosystems (Frelich et al., 2019).

There is a clear need for a better understanding of soil C and N biogeochemical processes in residential ecosystems, and for developing management strategies to use this understanding to improve their environmental performance. For example, while residential lawns have a surprisingly high capacity to store C, particularly in drier climates, these benefits may be somewhat offset by concomitant increases in respiration. There is a clear need for detailed studies on C dynamics in residential soils so that lawns can be managed to improve C sequestration and reduce N hydrologic and gaseous losses to receiving ecosystems. Our results show clear stimulation of N cycle processes, and there is a need for further research to determine whether this stimulation results in increases in NO_3^- leaching to groundwater and emissions of nitrous oxide to the atmosphere.

Cultural landscaping practices clearly have important impacts on soil biogeochemical properties. That said, results are often different from what one might expect. Not all lawns are fertilized, and fertilizer effects on N and C cycling processes were not as strong as expected. Both irrigation and pesticide application had surprising effects on N transformations. There is a clear need for further coupled social–ecological research to understand the

drivers and effects of these practices across the American residential macrosystem.

ACKNOWLEDGMENTS

We would like to acknowledge the MacroSystems Biology Program, in the Emerging Frontiers Division of the Biological Sciences Directorate at National Science Foundation (NSF) for support. The “Ecological Homogenization of Urban America” project was supported by a series of collaborative grants from this program (EF-1065548, 1065737, 1065740, 1065741, 1065772, 1065785, 1065831, and 121238320). The work arose from research funded by grants from the NSF Long Term Ecological Research Program supporting work in Baltimore (DEB-0423476), Phoenix (BCS-1026865, DEB-0423704, and DEB-9714833), Plum Island (Boston) (OCE-1058747 and 1238212), Cedar Creek (Minneapolis–St. Paul) (DEB-0620652), and Florida Coastal Everglades (Miami) (DBI-0620409). The findings and conclusions in this publication are those of the author(s) and should not be construed to represent any official US Department of Agriculture or US Government determination or policy.

CONFLICT OF INTEREST

The authors declare no conflict of interest.

DATA AVAILABILITY STATEMENT

Data are available from the EDI Data Portal: <https://doi.org/10.6073/pasta/5683662180499904732e654e3869f3e6>.

ORCID

Christopher D. Ryan  <https://orcid.org/0000-0002-8123-1323>

Sharon J. Hall  <https://orcid.org/0000-0002-8859-6691>

Dexter H. Locke  <https://orcid.org/0000-0003-2704-9720>

Tara L. E. Trammell  <https://orcid.org/0000-0002-5215-4947>

REFERENCES

- Abrego, N., B. Crosier, P. Somervuo, N. Ivanova, A. Abrahamyan, A. Abdi, K. Hämäläinen, et al. 2020. “Fungal Communities Decline with Urbanization—More in Air Than in Soil.” *The ISME Journal* 14: 2806–15. <https://doi.org/10.1038/s41396-020-0732-1>.
- Amundson, R., Y. Guo, and P. Gong. 2003. “Soil Diversity and Land Use in the United States.” *Ecosystems* 6: 470–82. <https://doi.org/10.1007/s10021-002-0160-2>.
- Asabere, S. B., T. Zeppenfeld, K. A. Nketia, and D. Sauer. 2018. “Urbanization Leads to Increases in pH, Carbonate, and Soil Organic Matter Stocks of Arable Soils of Kumasi, Ghana (West Africa).” *Frontiers in Environmental Science* 6: 1–17.
- Bachman, M., S. Inamdar, S. Barton, J. M. Duke, D. Tallamy, and J. Bruck. 2016. “A Comparative Assessment of Runoff Nitrogen from Turf, Forest, Meadow, and Mixed Landuse Watersheds.”

- Journal of the American Water Resources Association* 52: 397–408. <https://doi.org/10.1111/1752-1688.12395>.
- Bettez, N. D., and P. M. Groffman. 2013. “Nitrogen Deposition in and near an Urban Ecosystem.” *Environmental Science & Technology* 47: 6047–51. <https://doi.org/10.1021/es400664b>.
- Bigelow, D. P., and A. Borchers. 2017. *Major Uses of Land in the United States, 2012*. Economic Information Bulletin Number 178. Washington, DC: Economic Research Service. United States Department of Agriculture.
- Bijoor, N. S., C. I. Czimczik, D. E. Pataki, and S. A. Billings. 2008. “Effects of Temperature and Fertilization on Nitrogen Cycling and Community Composition of an Urban Lawn.” *Global Change Biology* 14: 2119–31. <https://doi.org/10.1111/j.1365-2486.2008.01617.x>.
- Bock, E. M., and Z. M. Easton. 2020. “Export of Nitrogen and Phosphorus from Golf Courses: A Review.” *Journal of Environmental Management* 255: 109817. <https://doi.org/10.1016/j.jenvman.2019.109817>.
- Byrnes, D. K., K. J. Van Meter, and N. B. Basu. 2020. “Long-Term Shifts in U.S. Nitrogen Sources and Sinks Revealed by the New TREND-Nitrogen Dataset (1930–2017).” *Global Biogeochemical Cycles* 34: e2020GB006626. <https://doi.org/10.1029/2020GB006626>.
- Campbell, C., J. Seiler, P. Wiseman, B. Strahm, and J. Munsell. 2014. “Soil Carbon Dynamics in Residential Lawns Converted from Appalachian Mixed Oak Stands.” *Forests* 5: 425–38. <https://doi.org/10.3390/f5030425>.
- Carey, R. O., G. J. Hochmuth, C. J. Martinez, T. H. Boyer, V. D. Nair, M. D. Dukes, G. S. Toor, et al. 2012. “A Review of Turfgrass Fertilizer Management Practices: Implications for Urban Water Quality.” *HortTechnology* 22: 280–91. <https://doi.org/10.21273/HORTTECH.22.3.280>.
- Claritas. 2008. “PRIZM Social Groups—Claritas MyBestSegments.” <https://segmentationsolutions.nielsen.com/mybestsegments/Default.jsp?ID=20>.
- Decina, S. M., P. H. Templer, and L. R. Hutyrá. 2018. “Atmospheric Inputs of Nitrogen, Carbon, and Phosphorus across an Urban Area: Unaccounted Fluxes and Canopy Influences.” *Earth’s Future* 6: 134–48. <https://doi.org/10.1002/2017EF000653>.
- Easton, Z. M., and A. M. Petrovic. 2004. “Fertilizer Source Effect on Ground and Surface Water Quality in Drainage from Turfgrass.” *Journal of Environmental Quality* 33: 645–55. <https://doi.org/10.2134/jeq2004.6450>.
- Fraser, J. C., J. T. Bazuin, L. E. Band, and J. M. Grove. 2013. “Covenants, Cohesion, and Community: The Effects of Neighborhood Governance on Lawn Fertilization.” *Landscape and Urban Planning* 115: 30–8. <https://doi.org/10.1016/j.landurbplan.2013.02.013>.
- Frelich, L. E., B. Blossey, E. K. Cameron, A. Dávalos, N. Eisenhauer, T. Fahey, O. Ferlian, et al. 2019. “Side-Swiped: Ecological Cascades Emanating from Earthworm Invasions.” *Frontiers in Ecology and the Environment* 17: 502–10. <https://doi.org/10.1002/fee.2099>.
- Galloway, J. N., J. D. Aber, J. W. Erisman, S. P. Seitzinger, R. W. Howarth, E. B. Cowling, and B. J. Cosby. 2003. “The Nitrogen Cascade.” *BioScience* 53: 341–56. [https://doi.org/10.1641/0006-3568\(2003\)053\[0341:TNC\]2.0.CO;2](https://doi.org/10.1641/0006-3568(2003)053[0341:TNC]2.0.CO;2).
- Groffman, P. 2019. “American Residential Macrosystems—Soil Chemistry Data within Residential Yards in Six Major Metropolitan Areas, 2012–2013 Version 2.” Environmental Data Initiative. <https://doi.org/10.6073/pasta/5683662180499904732e654e3869f3e6>.
- Groffman, P. M., M. Avolio, J. Cavender-Bares, N. D. Bettez, J. M. Grove, S. J. Hall, S. E. Hobbie, et al. 2017. “Ecological Homogenization of Residential Macrosystems.” *Nature Ecology & Evolution* 1: 1–3.
- Groffman, P. M., J. Cavender-Bares, N. D. Bettez, J. M. Grove, S. J. Hall, J. B. Heffernan, S. E. Hobbie, et al. 2014. “Ecological Homogenization of Urban USA.” *Frontiers in Ecology and the Environment* 12: 74–81. <https://doi.org/10.1890/120374>.
- Groffman, P. M., J. M. Grove, C. Polsky, N. D. Bettez, J. L. Morse, J. Cavender-Bares, S. J. Hall, et al. 2016. “Satisfaction, Water and Fertilizer Use in the American Residential Macrosystem.” *Environmental Research Letters* 11: 1–7.
- Groffman, P. M., C. O. Williams, R. V. Pouyat, L. E. Band, and I. Yesilonis. 2009. “Nitrate Leaching and Nitrous Oxide Flux in Urban Forests and Grasslands.” *Journal of Environmental Quality* 38: 1848–60. <https://doi.org/10.2134/jeq2008.0521>.
- Hall, S. J., B. Ahmed, P. Ortiz, R. Davies, R. A. Sponseller, and N. B. Grimm. 2009. “Urbanization Alters Soil Microbial Functioning in the Sonoran Desert.” *Ecosystems* 12: 654–71. <https://doi.org/10.1007/s10021-009-9249-1>.
- Hall, S., J. Learned, B. Ruddell, K. L. Larson, J. Cavender-Bares, N. Bettez, P. M. Groffman, et al. 2015. “Convergence of Microclimate in Residential Landscapes across Diverse Cities in the United States.” *Landscape Ecology* 31: 101–17.
- Harris, E. M., D. G. Martin, C. Polsky, L. Denhardt, and A. Nehring. 2013. “Beyond “lawn people”: The Role of Emotions in Suburban Yard Management Practices.” *The Professional Geographer* 65: 345–61. <https://doi.org/10.1080/00330124.2012.681586>.
- Harris, E. M., C. Polsky, K. Larson, R. Garvoille, D. G. Martin, J. Brumand, and L. Ogden. 2012. “Heterogeneity in Residential Yard Care: Evidence from Boston, Miami, and Phoenix.” *Human Ecology* 40: 735–49. <https://doi.org/10.1007/s10745-012-9514-3>.
- Hart, S. C., G. E. Nason, D. D. Myrold, and D. A. Perry. 1994. “Dynamics of Gross Nitrogen Transformations in an Old-Growth Forest: The Carbon Connection.” *Ecology* 75: 880–91. <https://doi.org/10.2307/1939413>.
- Hayden, L., M. L. Cadenasso, D. Haver, and L. R. Oki. 2015. “Residential Landscape Aesthetics and Water Conservation Best Management Practices: Homeowner Perceptions and Preferences.” *Landscape and Urban Planning* 144: 1–9. <https://doi.org/10.1016/j.landurbplan.2015.08.003>.
- Herrmann, D. L., and M. L. Cadenasso. 2017. “Nitrogen Retention and Loss in Unfertilized Lawns across a Light Gradient.” *Urban Ecosystem* 20: 1319–30. <https://doi.org/10.1007/s11252-017-0684-z>.
- Herrmann, D. L., L. A. Schiffman, and W. D. Shuster. 2020. “Urbanization Drives Convergence in Soil Profile Texture and Carbon Content.” *Environmental Research Letters* 15: 1–8.
- Hobbie, S. E., J. C. Finlay, B. D. Janke, D. A. Nidzgorski, D. B. Millet, and L. A. Baker. 2017. “Contrasting Nitrogen and Phosphorus Budgets in Urban Watersheds and Implications for Managing Urban Water Pollution.” *Proceedings of the National Academy of Sciences* 114: 4177–82. <https://doi.org/10.1073/pnas.1618536114>.

- Jenkinson, D. S., and D. S. Powlson. 1976. "The Effects of Biocidal Treatments on Metabolism in Soil, V. A Method for Measuring Soil Biomass." *Soil Biology and Biochemistry* 8: 209–13. [https://doi.org/10.1016/0038-0717\(76\)90005-5](https://doi.org/10.1016/0038-0717(76)90005-5).
- Kaye, J. P., P. M. Groffman, N. B. Grimm, L. A. Baker, and R. V. Pouyat. 2006. "A Distinct Urban Biogeochemistry?" *Trends in Ecology & Evolution* 21: 192–9. <https://doi.org/10.1016/j.tree.2005.12.006>.
- Larson, K. L., R. Andrade, K. C. Nelson, M. M. Wheeler, J. M. Engebreston, S. J. Hall, M. L. Avolio, et al. 2020. "Municipal Regulation of Residential Landscapes across U.S. Cities: Patterns and Implications for Landscape Sustainability." *Journal of Environmental Management* 275: 111132.
- Latitude and Longitude Finder. n.d. <https://www.latlong.net>.
- Lerman, S., D. Narango, M. Avolio, J. Engebreston, P. M. Groffman, S. J. Hall, J. Heffernan, et al. 2021. "Residential Yard Management and Landscape Cover Affect Urban Bird Community Diversity across the Continental US." *Ecological Applications* 31(8): e02455.
- Li, J., J. Deng, Q. Gu, K. Wang, F. Ye, Z. Xu, and S. Jin. 2015. "The Accelerated Urbanization Process: A Threat to Soil Resources in Eastern China." *Sustainability* 7: 7137–55. <https://doi.org/10.3390/su7067137>.
- Liu, Y., C. Wang, N. He, X. Wen, Y. Gao, S. Li, S. Niu, K. Butterbach-Bahl, Y. Luo, and G. Yu. 2017. "A Global Synthesis of the Rate and Temperature Sensitivity of Soil Nitrogen Mineralization: Latitudinal Patterns and Mechanisms." *Global Change Biology* 23: 455–64. <https://doi.org/10.1111/gcb.13372>.
- Locke, D. H., M. Avolio, T. L. E. Trammel, R. Roy Chowdhury, J. M. Grove, J. Rogan, D. G. Martin, et al. 2018. "A Multi-City Comparison of Front and Backyard Differences in Plant Species Diversity and Nitrogen Cycling in Residential Landscapes." *Landscape and Urban Planning* 178: 102–11. <https://doi.org/10.1016/j.landurbplan.2018.05.030>.
- Locke, D. H., C. Polsky, J. M. Grove, P. M. Groffman, K. C. Nelson, K. L. Larson, J. Cavender-Bares, et al. 2019. "Residential Household Yard Care Practices along Urban-Exurban Gradients in Six Climatically-Diverse U.S. Metropolitan Areas." *PLoS One* 14: e0222630.
- Lovett, G. M., M. M. Traynor, R. V. Pouyat, M. M. Carreiro, W. X. Zhu, and J. W. Baxter. 2000. "Atmospheric Deposition to Oak Forests along an Urban-Rural Gradient." *Environmental Science & Technology* 34: 4294–300. <https://doi.org/10.1021/es001077q>.
- Martini, N. F., K. C. Nelson, and M. E. Dahmus. 2014. "Exploring Homeowner Diffusion of Yard Care Knowledge as One Step toward Improving Urban Ecosystems." *Environmental Management* 54: 1223–36. <https://doi.org/10.1007/s00267-014-0368-x>.
- Martini, N. F., K. C. Nelson, S. E. Hobbie, and L. A. Baker. 2013. "Why 'Feed the Lawn'? Exploring the Influences on Residential Turf Grass Fertilization in the Minneapolis-Saint Paul Metropolitan Area." *Environment and Behavior* 47: 158–83.
- Milesi, C., S. Running, C. Elvidge, J. Dietz, B. Tuttle, and R. Nemani. 2005. "Mapping and Modeling the Biogeochemical Cycling of Turf Grasses in the United States." *Environmental Management* 36: 426–38. <https://doi.org/10.1007/s00267-004-0316-2>.
- Moorman, T. B. 1989. "A Review of Pesticide Effects on Microorganisms and Microbial Processes Related to Soil Fertility." *Journal of Production Agriculture* 2: 14–23. <https://doi.org/10.2134/jpa1989.0014>.
- Morton, T. G., A. J. Gold, and W. M. Sullivan. 1988. "Influence of Overwatering and Fertilization on Nitrogen Losses from Home Lawns." *Journal of Environmental Quality* 17: 124–30. <https://doi.org/10.2134/jeq1988.00472425001700010019x>.
- Nassauer, J. I. 2017. "Greening Sprawl—Lawn Culture and Carbon Storage in the Suburban Landscape." In *Infinite Suburbia*, edited by A. M. Berger, J. Kotkin, and C. B. Guzmán. New York: Princeton Architectural Press.
- National Oceanic and Atmospheric Administration. 2020. "National Weather Service." <https://w2.weather.gov/climate/index.php>.
- Neill, C., B. Von Holle, K. Kleese, K. D. Ivy, A. R. Collins, C. Treat, and M. Dean. 2007. "Historical Influences on the Vegetation and Soils of the Martha's Vineyard, Massachusetts Coastal Sandplain: Implications for Conservation and Restoration." *Biological Conservation* 136: 17–32. <https://doi.org/10.1016/j.biocon.2006.10.046>.
- Padullés Cubino, J., J. Cavender-Bares, P. M. Groffman, M. L. Avolio, A. R. Bratt, S. J. Hall, K. L. Larson, et al. 2020. "Taxonomic, Phylogenetic, and Functional Composition and Homogenization of Residential Yard Vegetation with Contrasting Management." *Landscape and Urban Planning* 202: 103877. <https://doi.org/10.1016/j.landurbplan.2020.103877>.
- Padullés Cubino, J., J. Cavender-Bares, S. E. Hobbie, S. J. Hall, T. L. E. Trammell, C. Neill, M. L. Avolio, L. E. Darling, and P. M. Groffman. 2019. "Contribution of Non-Native Plants to the Phylogenetic Homogenization of U.S. Yard Floras." *Ecosphere* 10: e02638.
- Park, S.-J., Z. Cheng, H. Yang, E. E. Morris, M. Sutherland, B. B. McSpadden Gardener, and P. S. Grewal. 2010. "Differences in Soil Chemical Properties with Distance to Roads and Age of Development in Urban Areas." *Urban Ecosystem* 13: 483–97. <https://doi.org/10.1007/s11252-010-0130-y>.
- Pavao-Zuckerman, M. A., and D. C. Coleman. 2007. "Urbanization Alters the Functional Composition, but Not Taxonomic Diversity, of the Soil Nematode Community." *Applied Soil Ecology* 35: 329–39. <https://doi.org/10.1016/j.apsoil.2006.07.008>.
- Pearse, W. D., J. Cavender-Bares, S. E. Hobbie, M. L. Avolio, M., Bettez, N., Chowdhury, R. R., Groffman, P. M., Grove, M., Hall, S. J., and Heffernan, J. B. 2016. "Ecological Homogenisation in North American Urban Yards: Vegetation Diversity, Composition, and Structure." *bioRxiv*: 1–20.
- Pearse, W. D., J. Cavender-Bares, S. E. Hobbie, M. L. Avolio, N. Bettez, R. Roy Chowdhury, L. E. Darling, et al. 2018. "Homogenization of Plant Diversity, Composition, and Structure in North American Urban Yards." *Ecosphere* 9: e02105. <https://doi.org/10.1002/ecs2.2105>.
- Petrovic, A. M. 1990. "The Fate of Nitrogenous Fertilizers Applied to Turfgrass." *Journal of Environmental Quality* 19: 1–14. <https://doi.org/10.2134/jeq1990.00472425001900010001x>.
- Polsky, C., J. M. Grove, C. Knudson, P. M. Groffman, N. Bettez, J. Cavender-Bares, S. J. Hall, et al. 2014. "Assessing the Homogenization of Urban Land Management with an Application to U.S. Residential Lawn Care." *Proceedings of the National Academy of Sciences* 111: 4432–7. <https://doi.org/10.1073/pnas.1323995111>.
- Pouyat, R. V., I. D. Yesilonis, M. Dombos, K. Szlavecz, H. Setälä, S. Cilliers, E. Hornung, D. J. Kotze, and S. Yarwood. 2015. "A

- Global Comparison of Surface Soil Characteristics across Five Cities: A Test of the Urban Ecosystem Convergence Hypothesis.” *Soil Science* 180: 136–45. <https://doi.org/10.1097/SS.000000000000125>.
- Pouyat, R. V., I. D. Yesilonis, K. Szlavecz, C. Csuzdi, E. Hornung, Z. Korsos, J. Russell-Anelli, and V. Giorgio. 2008. “Response of Forest Soil Properties to Urbanization Gradients in Three Metropolitan Areas.” *Landscape Ecology* 23: 1187–203. <https://doi.org/10.1007/s10980-008-9288-6>.
- Qin, Z., J. B. Dunn, H. Kwon, S. Mueller, and M. M. Wander. 2016. “Soil Carbon Sequestration and Land Use Change Associated with Biofuel Production: Empirical Evidence.” *GCB Bioenergy* 8: 66–80. <https://doi.org/10.1111/gcbb.12237>.
- Raciti, S. M., P. M. Groffman, and T. J. Fahey. 2008. “Nitrogen Retention in Urban Lawns and Forests.” *Ecological Applications* 18: 1615–26. <https://doi.org/10.1890/07-1062.1>.
- Raciti, S. R., P. M. Groffman, J. C. Jenkins, R. V. Pouyat, and T. J. Fahey. 2011. “Nitrate Production and Availability in Residential Soils.” *Ecological Applications* 21: 2357–66.
- Raciti, S. R., P. M. Groffman, J. C. Jenkins, R. V. Pouyat, T. J. Fahey, M. L. Cadenasso, and S. T. A. Pickett. 2011. “Accumulation of Carbon and Nitrogen in Residential Soils with Different Land Use Histories.” *Ecosystems* 14: 287–97.
- Reisinger, A. J., P. M. Groffman, and E. J. Rosi-Marshall. 2016. “Nitrogen-Cycling Process Rates across Urban Ecosystems.” *FEMS Microbiology Ecology* 92: fiw198.
- Robbins, P. 2007. *Lawn People: How Grasses, Weeds, and Chemicals Make Us Who We Are*. Philadelphia, PA: Temple University Press.
- Robertson, G. P., and P. M. Groffman. 2014. “Nitrogen Transformations.” In *Soil Microbiology, Ecology, and Biochemistry*, Fourth ed., edited by E. A. Paul, 421–46. New York: Academic Press.
- Robertson, G. P., D. Wedin, P. M. Groffman, J. M. Blair, E. A. Holland, K. A. Nadelhoffer, and D. Harris. 1999. “Soil Carbon and Nitrogen Availability: Nitrogen Mineralization, Nitrification and Carbon Turnover.” In *Standard Soil Methods for Long Term Ecological Research*, edited by G. P. Robertson, C. S. Bledsoe, D. C. Coleman, and P. Sollins, 258–71. New York: Oxford University Press.
- RStudio Team. 2019. *RStudio: Integrated Development for R*. Boston, MA: RStudio, PBC. <http://www.rstudio.com/>.
- Schmidt, D. J., R. Pouyat, K. Szlavecz, H. Setälä, D. J. Kotze, I. Yesilonis, S. Cilliers, E. Hornung, M. Dombos, and S. A. Yarwood. 2017. “Urbanization Erodes Ectomycorrhizal Fungal Diversity and May Cause Microbial Communities to Converge.” *Nature Ecology and Evolution* 1: 0123.
- Sisser, J. M., K. C. Nelson, K. L. Larson, L. A. Ogden, C. Polsky, and R. R. Chowdhury. 2016. “Lawn Enforcement: How Municipal Policies and Neighborhood Norms Influence Homeowner Residential Landscape Management.” *Landscape and Urban Planning* 150: 16–25. <https://doi.org/10.1016/j.landurbplan.2016.02.011>.
- Steele, M. K., J. B. Heffernan, N. Bettez, J. Cavender-Bares, P. M. Groffman, J. M. Grove, S. Hall, et al. 2014. “Convergent Surface Water Distributions in US Cities.” *Ecosystems* 17: 685–97. <https://doi.org/10.1007/s10021-014-9751-y>.
- Szlavecz, K., P. Warren, and S. T. A. Pickett. 2011. “Biodiversity in the Urban Landscape.” In *Human Population: Its Influences on Biological Diversity*, *Ecological Studies* 214, edited by R. P. Cincotta and L. J. Gorenflo, 75–101. Berlin Heidelberg: Springer-Verlag.
- Townsend-Small, A., and C. I. Czimczik. 2010. “Carbon Sequestration and Greenhouse Gas Emissions in Urban Turf: Global Warming Potential of Lawns.” *Geophysical Research Letters* 37: L02707.
- Trammell, T. L. E., D. E. Pataki, J. Cavender-Bares, P. M. Groffman, S. J. Hall, J. B. Heffernan, S. E. Hobbie, J. L. Morse, C. Neill, and K. C. Nelson. 2016. “Plant Nitrogen Concentration and Isotopic Composition in Residential Lawns across Seven U.S. Cities.” *Oecologia* 181: 271–85. <https://doi.org/10.1007/s00442-016-3566-9>.
- Trammell, T. L. E., D. E. Pataki, R. V. Pouyat, P. M. Groffman, C. Rosier, N. Bettez, J. Cavender-Bares, et al. 2020. “Urban Soil Carbon and Nitrogen Converge at a Continental Scale.” *Ecological Monographs* 90: e01401. <https://doi.org/10.1002/ecm.1401>.
- U.S. Geological Survey. 2008. “USGS Global Ecosystems Data Viewer.” <https://rmgsc.cr.usgs.gov/ecosystems/dataviewer.shtml>.
- USDA. 2012. “USDA Plant Hardiness Zone Map.” <https://planthardiness.ars.usda.gov/PHZMWeb/>.
- Vitousek, P. M., J. R. Gosz, C. C. Grier, J. M. Melillo, W. A. Reiners, and R. L. Todd. 1979. “Nitrate Losses from Disturbed Ecosystems.” *Science* 204: 469–74. <https://doi.org/10.1126/science.204.4392.469>.
- Wang, W., D. Haver, and D. E. Pataki. 2014. “Nitrogen Budgets of Urban Lawns under Three Different Management Regimes in Southern California.” *Biogeochemistry* 121: 127–48. <https://doi.org/10.1007/s10533-013-9942-1>.
- Wheeler, M. M., C. Neill, P. M. Groffman, M. Avolio, N. D. Bettez, J. Cavender-Bares, R. Roy Chowdhury, et al. 2017. “Homogenization of Residential Lawn Plant Species Composition across Seven U.S. Urban Regions.” *Landscape and Urban Planning* 165: 54–63. <https://doi.org/10.1016/j.landurbplan.2017.05.004>.
- Yan, B., J. Li, N. Xiao, Y. Qi, G. Fu, G. Liu, and M. Qiao. 2016. “Urban-Development-Induced Changes in the Diversity and Composition of the Soil Bacterial Community in Beijing.” *Scientific Reports* 6: 38811.
- Yan, Z., M. Teng, W. He, A. Liu, Y. Li, and P. Wang. 2019. “Impervious Surface Area Is a Key Predictor for Urban Plant Diversity in a City Undergone Rapid Urbanization.” *Science of the Total Environment* 650: 335–42. <https://doi.org/10.1016/j.scitotenv.2018.09.025>.

SUPPORTING INFORMATION

Additional supporting information can be found online in the Supporting Information section at the end of this article.

How to cite this article: Ryan, Christopher D., Peter M. Groffman, J. Morgan Grove, Sharon J. Hall, James B. Heffernan, Sarah E. Hobbie, Dexter H. Locke, et al. 2022. “Ecological Homogenization of Soil Properties in the American Residential Macrosystem.” *Ecosphere* 13(9): e4208. <https://doi.org/10.1002/ecs2.4208>